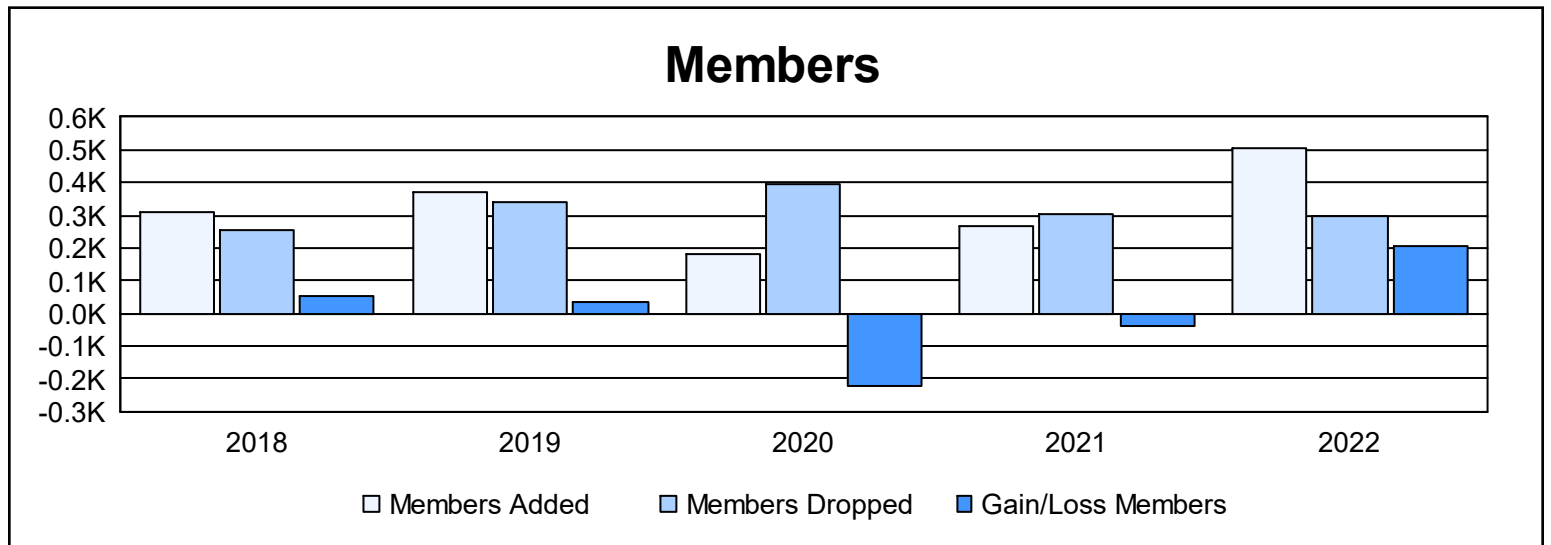
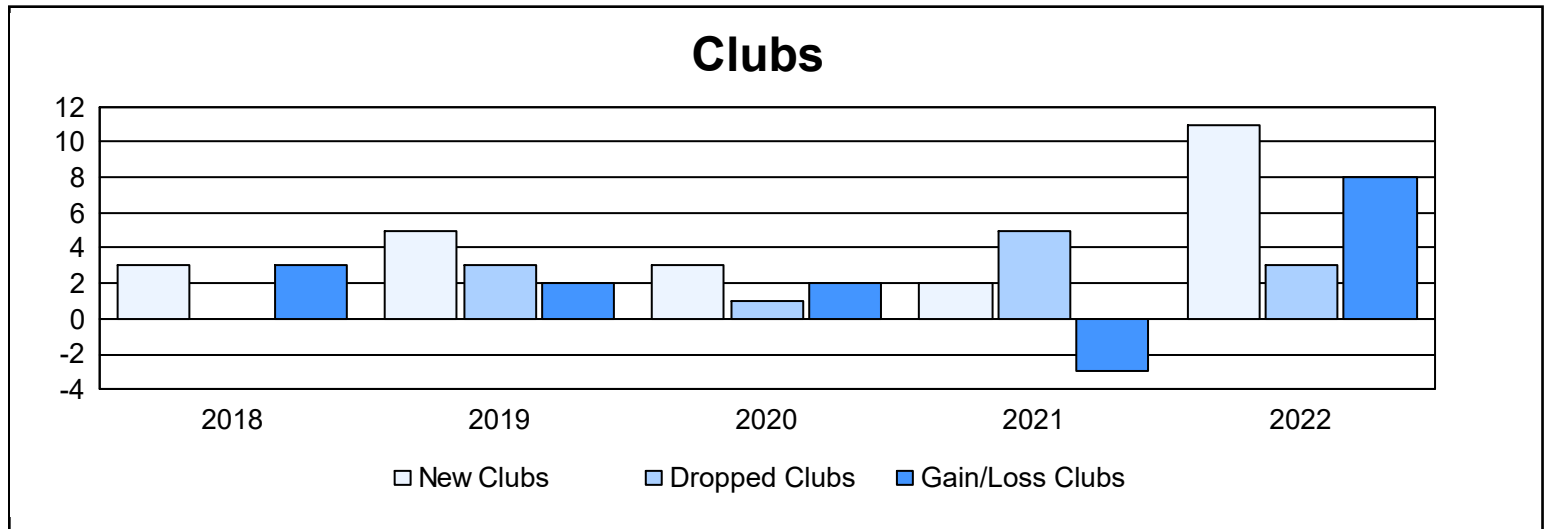
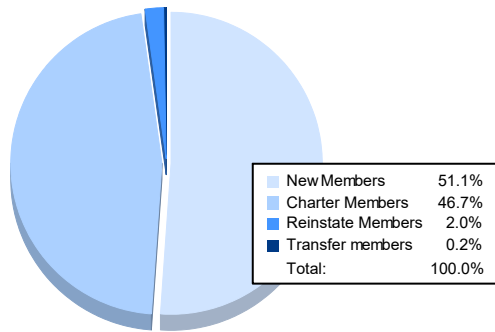


Year	New Clubs	Dropped Clubs	Gain/ Loss Clubs	New Members	Charter Members	Reinstate Members	Transfer Members	Total Member Added	Total Members Dropped	Gain/ Loss Members
2017-2018	3	0	3	230	66	13	1	310	257	53
2018-2019	5	3	2	235	124	5	6	370	338	32
2019-2020	3	1	2	104	65	5	5	179	398	-219
2020-2021	2	5	-3	181	57	17	10	265	305	-40
2021-2022	11	3	8	259	237	10	1	507	299	208
<b>Average</b>	<b>5</b>	<b>2</b>	<b>2</b>	<b>202</b>	<b>110</b>	<b>10</b>	<b>5</b>	<b>326</b>	<b>319</b>	<b>7</b>



### Membership Composition June 2022 Cumulative



### Gender Composition June 2022 Cumulative

